

WONDER METALS CORPORATION

LOUVERS - DAMPERS - PENTHOUSES - BRICK VENTS

Fixed Blade Louver EXSPD-5

AMCA Standard 500-L-07 Air Performance - Pressure Drop Test



Architect/Engineer Remarks:



Project: _____

Location: _____


Architect: _____

Contractor: _____

Date: _____

WONDER METALS CORPORATION

"THE LOUVER PEOPLE"

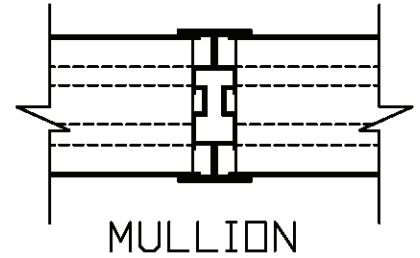
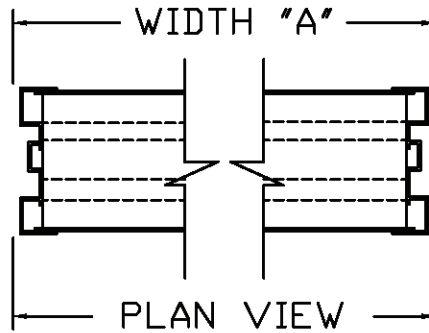
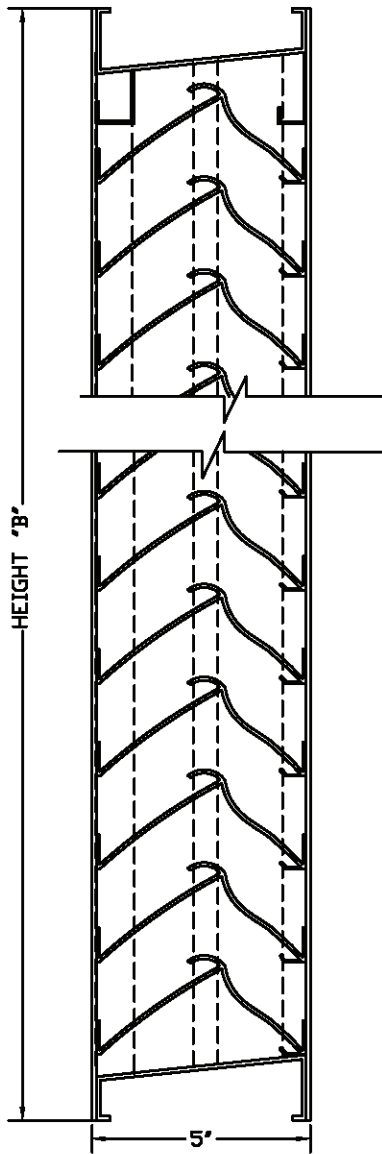


P.O. BOX 994427 REDDING, CA 96099-4427

800 366-5877

www.wondermetals.com

EXSPD-5 FIXED DRAINABLE LOUVER



CERTIFIED PERFORMANCE
 W/P .01oz @ 1219 FPM
 P.S. .42" @ 1219 FPM

DOUBLE SIDE DRAINABLE SIGHTPROOF
 FIXED BLADE LOUVER ALL WELDED
 CONSTRUCTION. .094 FRAME & .081
 EXTRUDED ALUMINUM BLADES.
 MAXIMUM SINGLE SECTION SIZE NOT
 TO EXCEED 48" X 120" OR 40 SQFT.
 MULLIONS TO BE SUPPLIED WHERE
 WIDTH IS GREATER THAN 48"
 FREE AREA 46%.

VERTICAL SECTION

ITEM	QTY.	DIMENSIONS				FINISHES	FEATURES
		OPENING		LOUVER			
		A	B	A	B		
						<input type="checkbox"/> MILL <input type="checkbox"/> PRIME COAT <input type="checkbox"/> BAKED ENAMEL <input type="checkbox"/> CLEAR ANODIZED <input type="checkbox"/> COLOR ANODIZED <input type="checkbox"/> KYNAR	
						SCREEN <input type="checkbox"/> INTERIOR <input type="checkbox"/> EXTERIOR <input type="checkbox"/> 18 X 14 MESH INSECT <input type="checkbox"/> GALV. <input type="checkbox"/> 1/4" MESH BIRD <input type="checkbox"/> ALUM. <input type="checkbox"/> 1/2" MESH BIRD <input type="checkbox"/> STAINLESS <input type="checkbox"/> 3/4" EXP. <input type="checkbox"/> OTHER	

PROJECT:	DATE:
LOCATION:	CONTROL NO:
CUSTOMER:	SHEET OF

PHONE (800) 366-5877 www.wondermetals.com FAX (530) 241-1738

Wonder Metals Corp. certifies that the louver model EXSPD-5 shown herein is licensed to bear the AMCA Seal. The ratings shown are based on tests and procedures performed in accordance with AMCA Publication 511 and comply with the requirements of the AMCA Certified Ratings Program. The AMCA Certified Ratings Seal applies to air performance ratings and water penetration ratings only.



AMCA ratings seal applies to Air Performance and Water Penetration ratings tested in accordance with ANSI/AMCA 500-L Figure 5.5 -6.3

Published louver performance data bearing AMCA Certified Ratings Seal for Air Performance & Water Penetration must be submitted for approval prior to fabrication and must demonstrate pressure drop and water penetration equal to or less than WMC model specified.

WIDTH

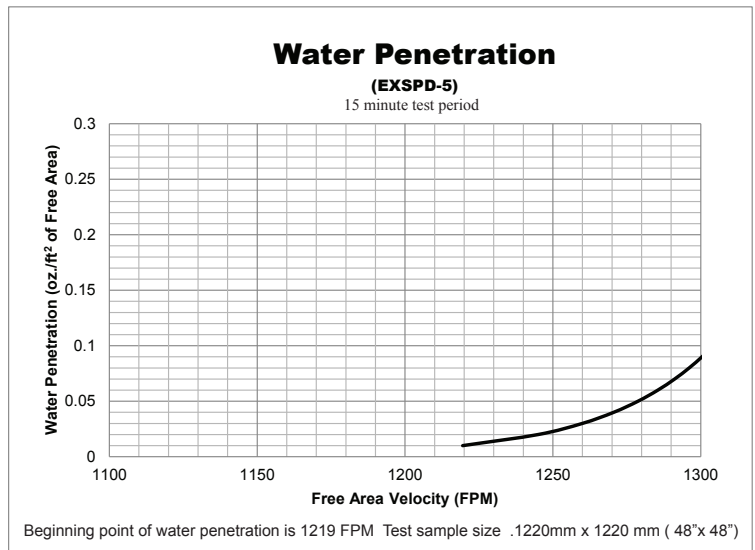
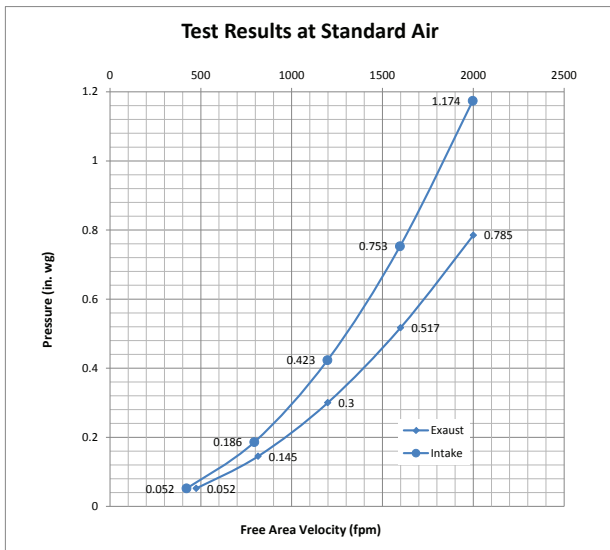
H
E
I
G
H
T

	12	18	24	30	36	42	48	54	60	66	72	78	84	90	96	102	108	114	120
12	0.27	0.44	0.61	0.78	0.96	1.13	1.30	1.47	1.64	1.81	1.98	2.16	2.33	2.50	2.67	2.84	3.01	3.18	3.35
18	0.52	0.85	1.18	1.51	1.84	2.16	2.49	2.82	3.15	3.48	3.81	4.14	4.46	4.79	5.12	5.45	5.78	6.11	6.44
24	0.77	1.26	1.75	2.23	2.72	3.21	3.69	4.18	4.67	5.15	5.64	6.13	6.61	7.10	7.59	8.07	8.56	9.05	9.53
30	1.01	1.64	2.28	2.92	3.55	4.19	4.83	5.46	6.10	6.73	7.37	8.01	8.64	9.28	9.92	10.55	11.19	11.82	12.46
36	1.26	2.05	2.85	3.65	4.44	5.24	6.03	6.83	7.62	8.41	9.21	10.00	10.79	11.59	12.38	13.17	13.97	14.76	15.56
42	1.50	2.44	3.39	4.33	5.28	6.22	7.17	8.11	9.02	9.96	10.89	11.82	12.75	13.68	14.61	15.53	16.46	17.39	18.32
48	1.75	2.85	3.95	5.05	6.16	7.26	8.36	9.46	10.55	11.65	12.75	13.85	14.95	16.05	17.15	18.25	19.35	20.45	21.55
54	1.97	3.22	4.47	5.72	6.96	8.21	9.46	10.71	11.96	13.21	14.46	15.71	16.96	18.21	19.46	20.71	21.96	23.21	24.46
60	2.22	3.63	5.03	6.44	7.84	9.24	10.64	12.04	13.44	14.84	16.24	17.64	19.04	20.44	21.84	23.24	24.64	26.04	27.44
66	2.44	3.99	5.53	7.07	8.62	10.16	11.69	13.23	14.77	16.31	17.85	19.39	20.93	22.47	24.01	25.55	27.09	28.63	30.16
72	2.71	4.43	6.14	7.86	9.57	11.29	12.95	14.66	16.37	18.08	19.79	21.50	23.20	24.91	26.62	28.33	30.04	31.75	33.45
78	2.94	4.79	6.65	8.50	10.35	12.21	13.90	15.91	17.57	19.46	21.30	23.13	24.96	26.80	28.63	30.46	32.30	34.13	35.96
84	3.15	5.14	7.13	9.12	11.10	13.09	14.85	16.80	19.06	21.11	23.22	25.32	27.43	29.53	31.64	33.74	35.85	37.95	40.06
90	3.32	5.42	7.52	9.62	11.72	13.82	15.80	17.88	20.11	22.25	24.41	26.56	28.72	30.88	33.04	35.20	37.36	39.51	41.67
96	3.63	5.93	8.22	10.52	12.81	15.10	17.38	19.67	21.99	24.29	26.59	28.89	31.20	33.50	35.81	38.11	40.41	42.72	45.02
102	3.91	6.39	8.86	11.33	13.80	16.27	18.64	21.10	23.56	26.02	28.48	30.93	33.39	35.85	38.31	40.77	43.23	45.69	48.14
108	4.16	6.78	9.41	12.03	14.66	17.28	19.91	22.53	25.16	27.78	30.41	33.03	35.66	38.28	40.90	43.53	46.15	48.78	51.40
114	4.36	7.11	9.86	12.62	15.37	18.12	20.85	23.60	26.35	29.10	31.85	34.60	37.35	40.10	42.85	45.60	48.35	51.10	53.85
120	4.51	7.36	10.20	13.05	15.90	18.75	21.49	24.32	27.15	29.99	32.82	35.65	38.48	41.32	44.15	46.98	49.82	52.65	55.48

Free Area Chart

AMCA Standard 500 provides a reasonable basis for testing and rating louvers. Testing to AMCA 500 is performed under a certain set of laboratory conditions. This does not guarantee that other conditions will not occur in the actual environment where louvers must operate.

The louver system should be designed with a reasonable safety factor for louver performance. To ensure protection from water carryover, design with a performance level somewhat below maximum desired pressure drop and .01 oz./sq. ft. of water penetration.



Wonder Metals certifies that WMC model EXSPD-5 is licensed to bear the AMCA seal. The ratings shown are based on test and procedures performed in accordance with AMCA Publication 511 and comply with the requirements of the AMCA certified ratings