





NON-SPRING RETURN

<p>LM Series 35 in-lb [4 Nm] Approx. 8 sq. ft.</p>	<p>NM Series 70 in-lb [8 Nm] Approx. 18 sq. ft.</p>	<p>AM Series 160 in-lb [18 Nm] Approx. 40 sq. ft.</p>	<p>GM Series 320 in-lb [36 Nm] Approx. 80 sq. ft.</p>
			
<p>On/Off/Floating Point LM24-3 US LM24-3.1 US LM24-3-T US LM24-3-T.1 US LM24-10P US LM24-3-5P0-T US LM24-3-5P0-T-1 US</p> <hr/> <p>On/Off LM24-S US LMC24 US† (fast running)</p> <hr/> <p>Proportional* LM24-SR US LM24-SR.1 US LM24-SR-T US LM24-SR-T.1 US LMC24-SR US (fast running)</p> <hr/> <p>Multi-function Technology® (MFT)† LM24-MFT US LM24-MFT.1 US</p> <hr/> <p>24 = power supply (volts AC) -S = built-in auxiliary switch</p>	<p>On/Off/Floating Point NM24 US NM24.1 US</p> <hr/> <p>Proportional* NM24-SR US</p> <hr/> <p>Multi-function Technology® (MFT)† NM24-MFT US NM24-MFT.1 US NMQ24-MFT US (fast running)</p> <hr/> <p>24 = power supply (volts AC)</p>	<p>On/Off/Floating Point AM24 US AM24-S US</p> <hr/> <p>On/Off SM24-S US (fast running)</p> <hr/> <p>Proportional* AM24-SR US</p> <hr/> <p>Multi-function Technology® (MFT)† AM24-MFT US AM24-PC US AM24-MFT95</p> <hr/> <p>24 = power supply (volts AC) -S = built-in auxiliary switch</p>	<p>On/Off/Floating Point GM24 US</p> <hr/> <p>Proportional* GM24-SR US (266 in-lb)</p> <hr/> <p>Multi-function Technology® (MFT)† GM24-MFT US</p> <hr/> <p>24 = power supply (volts AC)</p>

Retrofit Solutions, Non-Direct Coupled



UNIVERSAL MOUNTING BRACKETS

The best replacement solution for non-direct coupled products is to replace the existing product with a direct coupled solution.

If direct coupling is not possible, WMC and Belimo offers specific retrofit solutions or universal linkage solutions.

ZG-100 and ZG-101 Universal Mounting Brackets




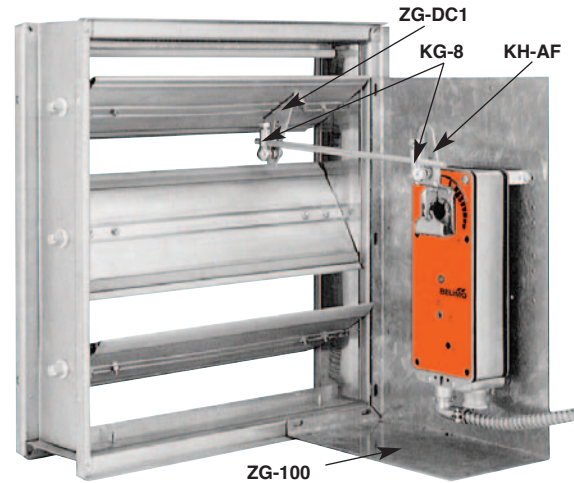
Belimo universal mounting brackets are designed for applications where the actuator cannot be mounted directly to the damper shaft, and no proper mounting surface is available. They may be used for outside or inside the duct mounting, fastened to the ductwork or directly to the damper assembly. They may also be used to mount to other surfaces rather than the duct. A crankarm adaptor kit is also required.

The ZG-100, and ZG-101 are provided with prepunched hole patterns for the SM, GM, NF and AF series actuators and their associated crankarm adaptor brackets. The hole pattern layout allows mounting these actuators in three different mounting orientations.

Accessories

For Actuator	Crankarm Adaptor Kit*
AF/NF	ZG-AF US
GM	ZG-GM2
AM	ZG-AM

*Includes crankarm and mounting hardware



ZG-103 and ZG-104 Universal Mounting Brackets

The ZG-103 and ZG-104 are provided with prepunched hole patterns for the SM and GM series actuators and their associated crankarm adaptor brackets. The hole pattern layout allows mounting these actuators in two, different, mounting orientations.

Accessories

For Actuator	Crankarm Adaptor Kit*
GM	ZG-GM2
AM	ZG-AM

*Includes crankarm and mounting hardware

ZG-105 Universal Mounting Brackets

The ZG-105 is provided with prepunched hole patterns for use with the NM series actuators.